

Tenor Saxophone (B Flat)

“Pattern-Buster” routine in 8 stages


1. Ascending

The basic material for this pattern is the minor pentatonic scale, here demonstrated in D minor.



The pattern itself is in diatonic thirds (the 1st note followed by the 3rd note of the scale), moving up or down scale-wise. NB the pentatonic scale in diatonic 3rds actually gives us mainly 4th intervals.

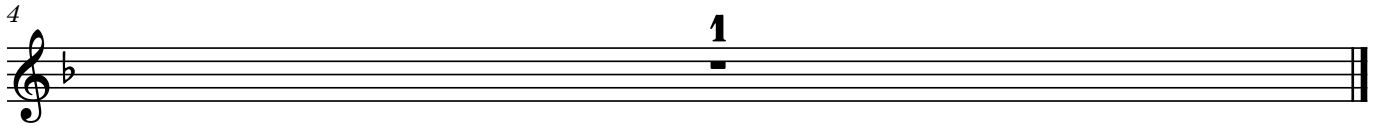
The first stage is diatonic 3rds ascending scale-wise.



2. Descending

The second stage is diatonic 3rds descending scale-wise.





3. Ascending, inverted

The third stage is inverted diatonic 3rds ascending scale-wise.



4. Descending, inverted

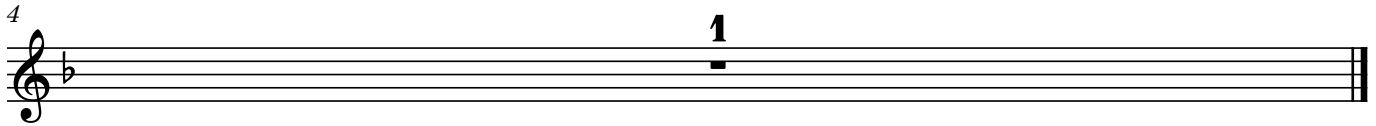
The fourth stage is inverted diatonic 3rds descending scale-wise.



5. Ascending, contrary motion


The fifth stage is diatonic 3rds ascending scale-wise in contrary motion





6. Descending, contrary motion

The sixth stage is diatonic 3rds descending scale-wise in contrary motion.



7. Ascending, contrary motion, inverted

The seventh stage is diatonic 3rds ascending scale-wise in contrary motion, inverted from fifth stage.



8. Descending, contrary motion, inverted

The sixth stage is diatonic 3rds descending scale-wise in contrary motion, inverted from sixth stage.

